






OFFICE	<div style="display: flex; justify-content: space-between;"> 1 2 </div> <p style="text-align: center;">SHERIFF (Vote for ONE)</p>	
Republican  B 	Republican  <p style="text-align: center;">Richard C. Giardino</p> <p style="text-align: center;">1B <input type="radio"/></p>	Republican  <p style="text-align: center;">Donald W. VanDeusen, III</p> <p style="text-align: center;">2B <input type="radio"/></p>
Write-In 	<p style="text-align: center;">WRITE-IN</p>	

Sample

1024

OFFICIAL BALLOT FOR THE PRIMARY ELECTION - JUNE 25, 2019

INSTRUCTIONS:

- (1) Mark only with a writing instrument provided by the Board of Elections.
- (2) To vote for a candidate whose name is printed on this ballot fill in the oval O above or next to the name of the candidate.
- (3) To vote for a person whose name is not printed on this ballot write or stamp his or her name in the space labeled "Write-In" that appears at the bottom of the candidate names for such office.
- (4) To vote yes or no on a proposal, if any, that appears on the back, fill in the oval O that corresponds to your vote.
- (5) Any other mark or writing, or any erasure made on this ballot outside the voting ovals or blank spaces provided for voting will void this entire ballot.

STATE OF NEW YORK, COUNTY OF FULTON

- (6) Do not overvote. If you select a greater number of candidates than there are vacancies to be filled, your ballot will be void for that public office, party position or proposal.
- (7) If you tear, or deface, or wrongly mark this ballot, return it and obtain another. Do not attempt to correct mistakes on the ballot by making erasures or cross outs. Erasures or cross outs may invalidate all or part of your ballot. Prior to submitting your ballot, if you make a mistake in completing the ballot or wish to change your ballot choices, you may obtain and complete a new ballot. You have a right to a replacement ballot upon return of the original ballot.
- (8) After completing your ballot, insert it into the ballot scanner and wait for the notice that your ballot has been successfully scanned. If no such notice appears, seek the assistance of an election inspector.

Ballot ID: 1024

Town of Northampton

E.D.(s): 2